

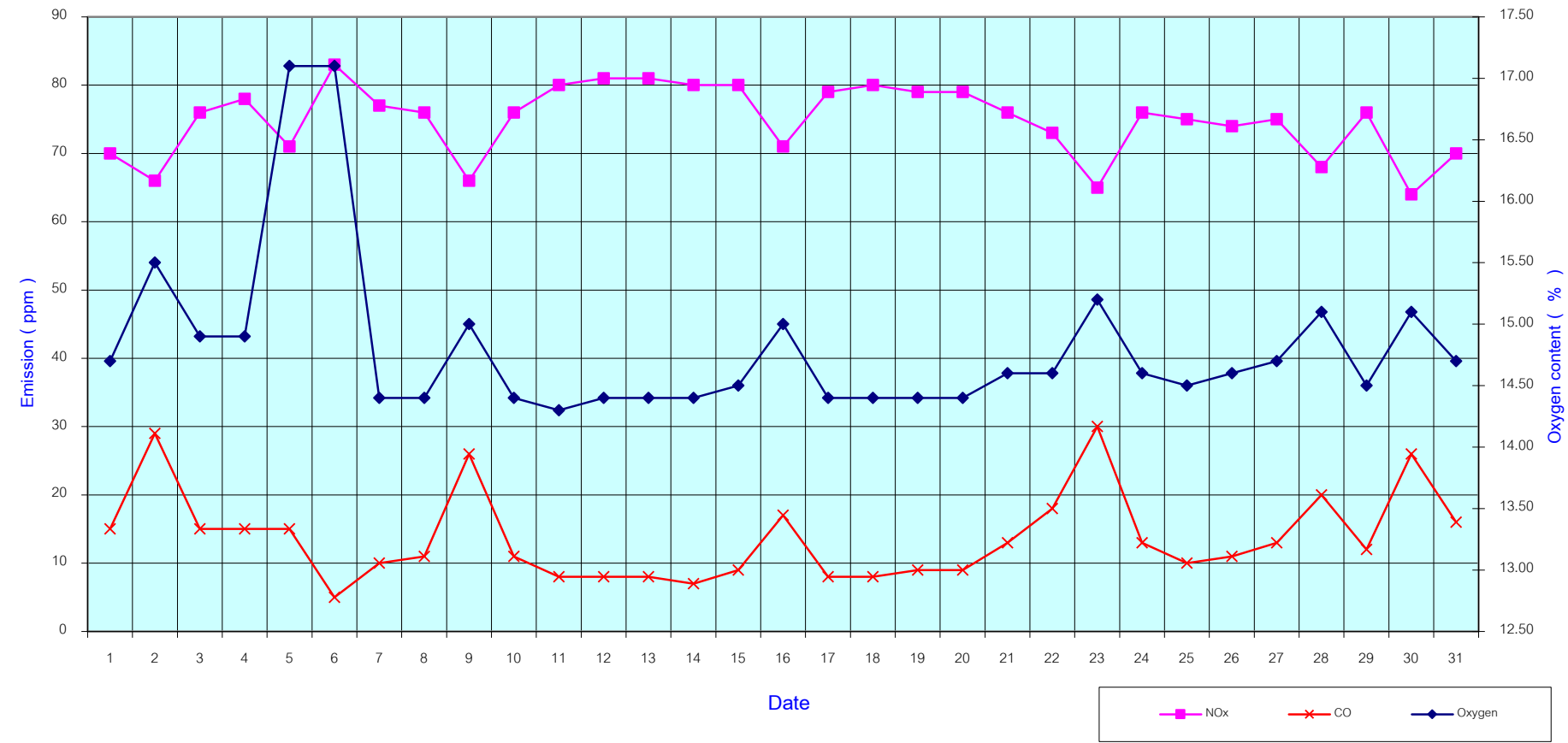
ข้อมูลผลการตรวจวัดคุณภาพอากาศจากปล่องระบายของโครงการ โดยเครื่อง CEMs ในช่วงเดือน กรกฎาคม - ธันวาคม

2566

			GTG-1A	GTG-1B	Unit
กรกฎาคม	NOx	max	85.16	84.68	ppm
		mean	77.35	77.08	ppm
สิงหาคม	NOx	max	85.55	83.41	ppm
		mean	77.88	77.31	ppm
กันยายน	NOx	max	91.33	88.10	ppm
		mean	85.92	82.98	ppm
ตุลาคม	NOx	max	89.94	87.10	ppm
		mean	81.97	80.94	ppm
พฤศจิกายน	NOx	max	91.93	92.07	ppm
		mean	78.73	77.64	ppm
ธันวาคม	NOx	max	89.22	89.89	ppm
		mean	73.10	71.09	ppm

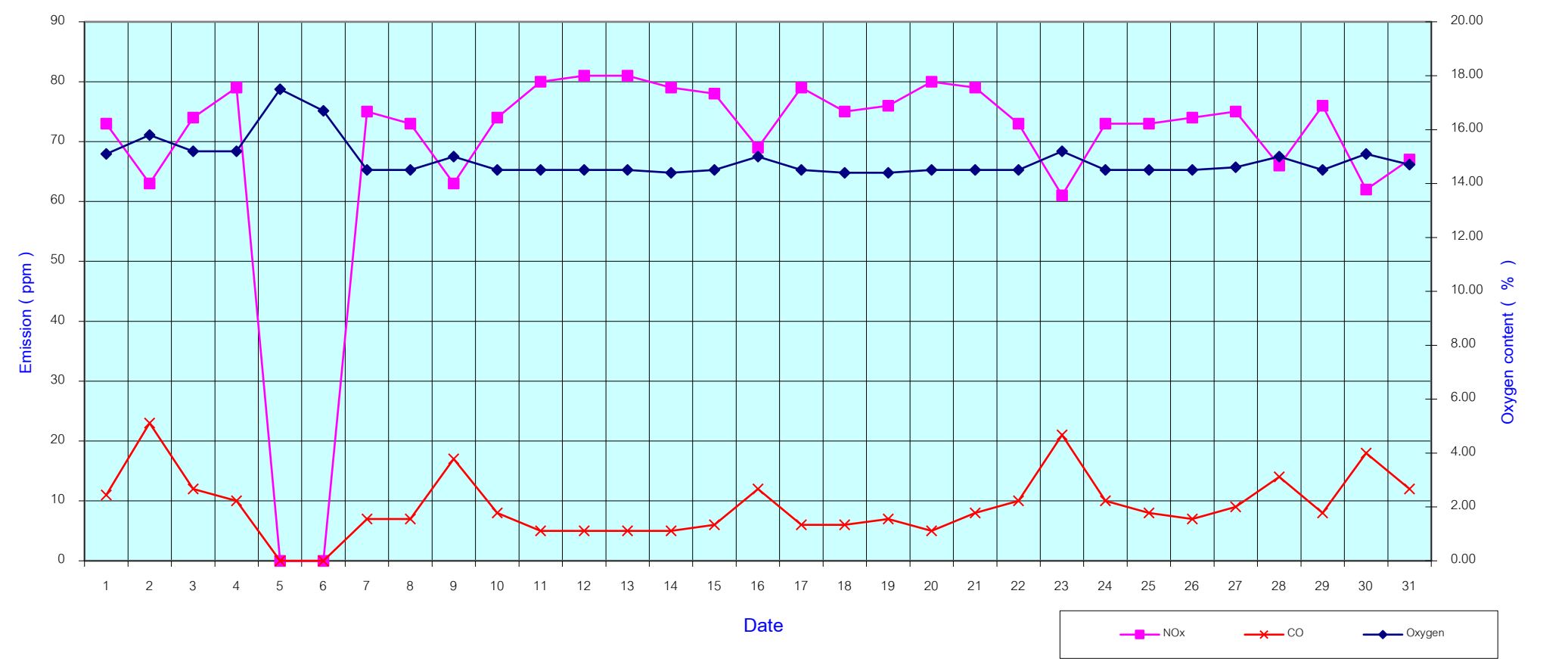
HRSG 11

Jul-23	1	2	3	4	5	6	7	8	9	10	11	12	13	14	15	16	17	18	19	20	21	22	23	24	25	26	27	28	29	30	31	Average
Oxygen Average	14.70	15.50	14.90	14.90	17.10	17.10	14.40	14.40	15.00	14.40	14.30	14.40	14.40	14.40	14.50	15.00	14.40	14.40	14.40	14.40	14.60	14.60	15.20	14.60	14.50	14.60	14.70	15.10	14.50	15.10	14.70	14.81
NOx Average	70.00	66.00	76.00	78.00	71.00	83.00	77.00	76.00	66.00	76.00	80.00	81.00	81.00	80.00	80.00	71.00	79.00	80.00	79.00	79.00	76.00	73.00	65.00	76.00	75.00	74.00	75.00	68.00	76.00	64.00	70.00	74.87
CO Average	15.00	29.00	15.00	15.00	15.00	5.00	10.00	11.00	26.00	11.00	8.00	8.00	8.00	7.00	9.00	17.00	8.00	8.00	9.00	9.00	13.00	18.00	30.00	13.00	10.00	11.00	13.00	20.00	12.00	26.00	16.00	13.71



HRSG 12

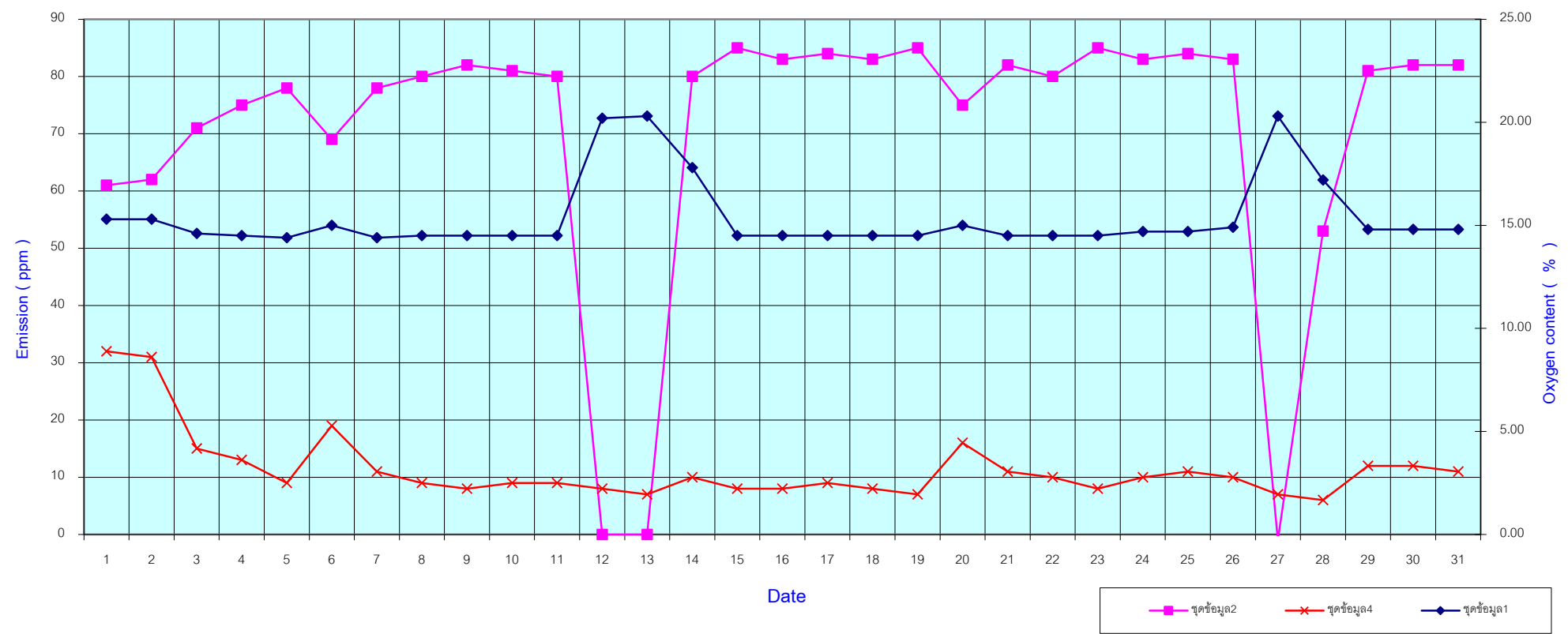
Jul-23	1	2	3	4	5	6	7	8	9	10	11	12	13	14	15	16	17	18	19	20	21	22	23	24	25	26	27	28	29	30	31	Average
Oxygen Average	15.10	15.80	15.20	15.20	17.50	16.70	14.50	14.50	15.00	14.50	14.50	14.50	14.50	14.40	14.50	15.00	14.50	14.40	14.40	14.50	14.50	14.50	15.20	14.50	14.50	14.50	14.60	15.00	14.50	15.10	14.70	14.86
NOx Average	73.00	63.00	74.00	79.00	*	*	75.00	73.00	63.00	74.00	80.00	81.00	81.00	79.00	78.00	69.00	79.00	75.00	76.00	80.00	79.00	73.00	61.00	73.00	73.00	74.00	75.00	66.00	76.00	62.00	67.00	73.48
CO Average	11.00	23.00	12.00	10.00	*	*	7.00	7.00	17.00	8.00	5.00	5.00	5.00	5.00	6.00	12.00	6.00	6.00	7.00	5.00	8.00	10.00	21.00	10.00	8.00	7.00	9.00	14.00	8.00	18.00	12.00	9.72



Remark : * = No data

HRSG 11

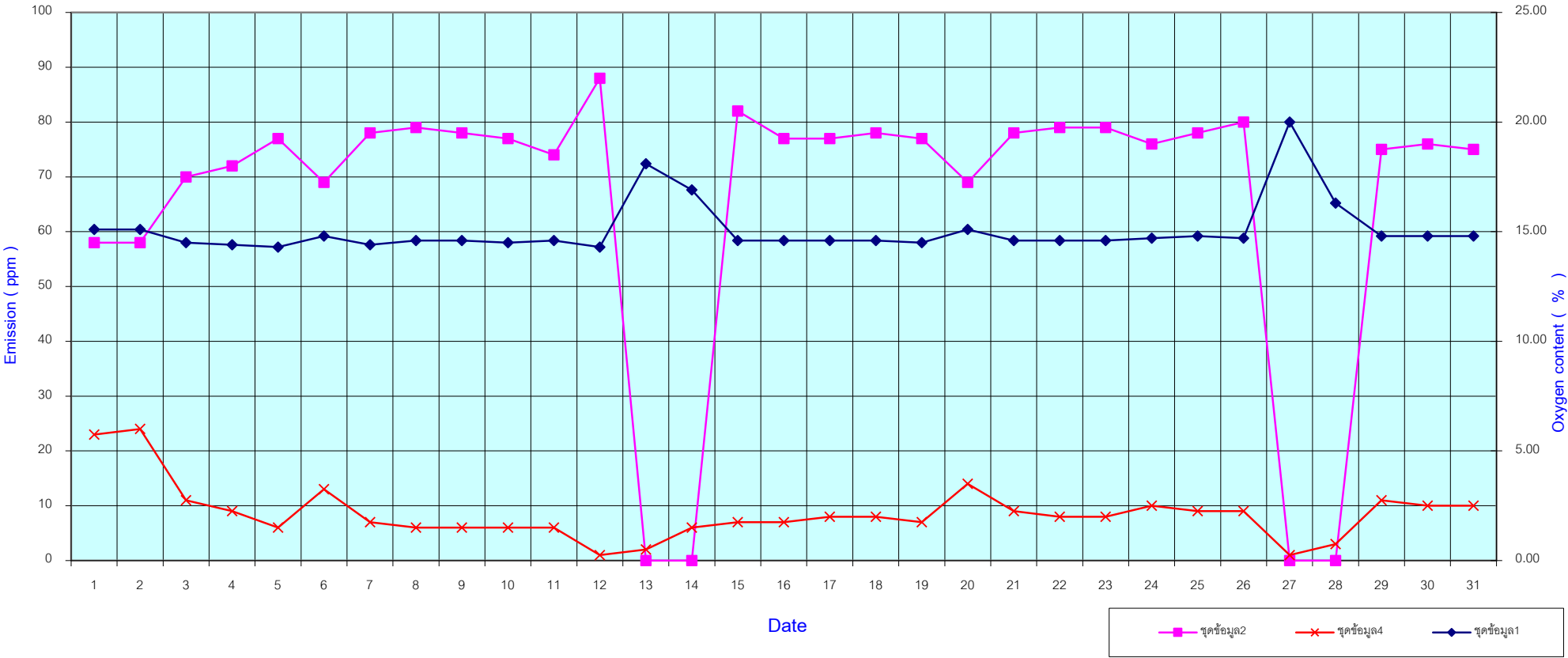
Aug-23	1	2	3	4	5	6	7	8	9	10	11	12	13	14	15	16	17	18	19	20	21	22	23	24	25	26	27	28	29	30	31	Average
Oxygen Average	15.30	15.30	14.60	14.50	14.40	15.00	14.40	14.50	14.50	14.50	14.50	20.20	20.30	17.80	14.50	14.50	14.50	14.50	14.50	15.00	14.50	14.50	14.50	14.70	14.70	14.90	20.30	17.20	14.80	14.80	14.80	15.39
NOx Average	61.00	62.00	71.00	75.00	78.00	69.00	78.00	80.00	82.00	81.00	80.00	*	*	80.00	85.00	83.00	84.00	83.00	85.00	75.00	82.00	80.00	85.00	83.00	84.00	83.00	-1.00	53.00	81.00	82.00	82.00	75.38
CO Average	32.00	31.00	15.00	13.00	9.00	19.00	11.00	9.00	8.00	9.00	9.00	8.00	7.00	10.00	8.00	8.00	9.00	8.00	7.00	16.00	11.00	10.00	8.00	10.00	11.00	10.00	7.00	6.00	12.00	12.00	11.00	11.42



Remark : * = No data

HRSG 12

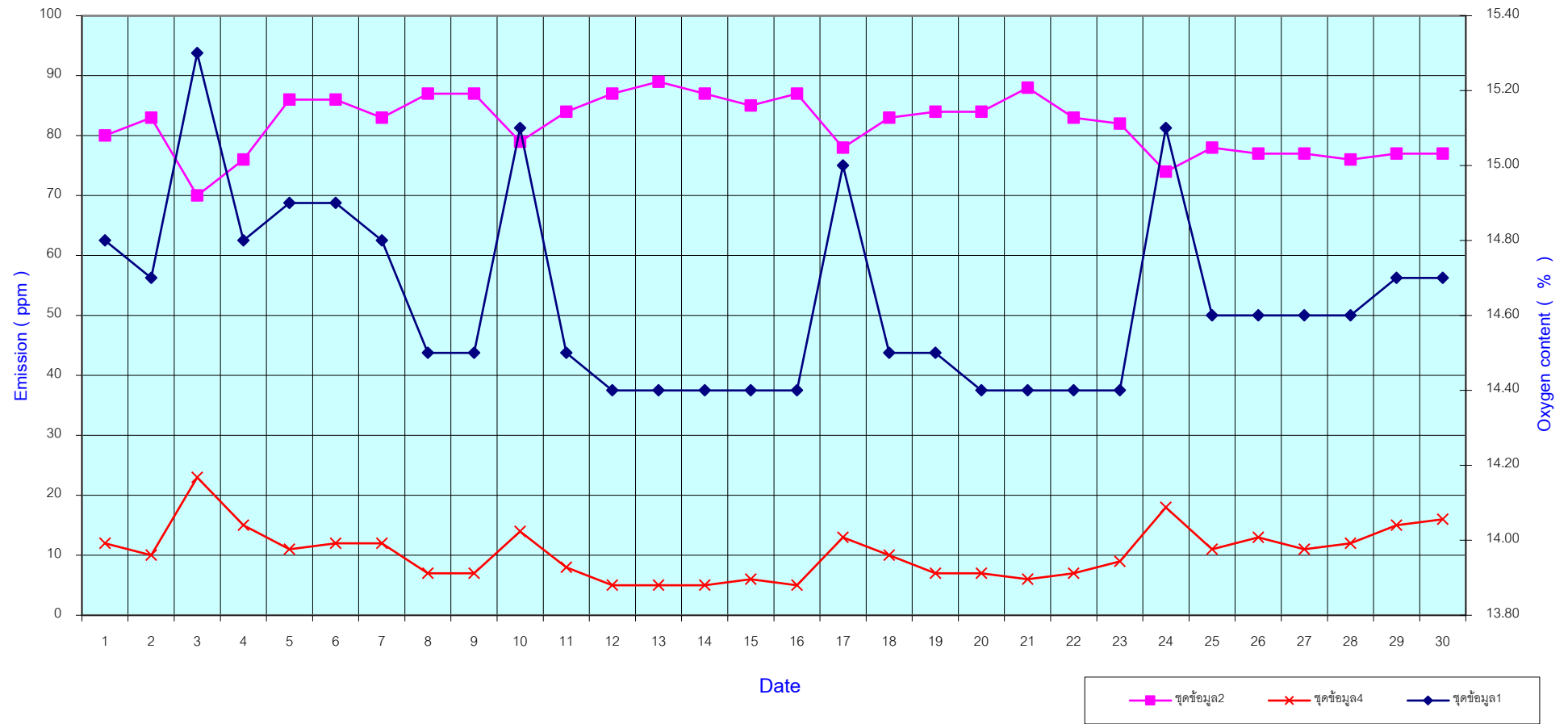
Aug-23	1	2	3	4	5	6	7	8	9	10	11	12	13	14	15	16	17	18	19	20	21	22	23	24	25	26	27	28	29	30	31	Average
Oxygen Average	15.10	15.10	14.50	14.40	14.30	14.80	14.40	14.60	14.60	14.50	14.60	14.30	18.10	16.90	14.60	14.60	14.60	14.60	14.50	15.10	14.60	14.60	14.60	14.70	14.80	14.70	20.00	16.30	14.80	14.80	14.80	15.06
NOx Average	58.00	58.00	70.00	72.00	77.00	69.00	78.00	79.00	78.00	77.00	74.00	88.00	*	*	82.00	77.00	77.00	78.00	77.00	69.00	78.00	79.00	79.00	76.00	78.00	80.00	*	*	75.00	76.00	75.00	75.33
CO Average	23.00	24.00	11.00	9.00	6.00	13.00	7.00	6.00	6.00	6.00	6.00	1.00	2.00	6.00	7.00	7.00	8.00	8.00	7.00	14.00	9.00	8.00	8.00	10.00	9.00	9.00	1.00	3.00	11.00	10.00	10.00	8.55



Remark : * = No data

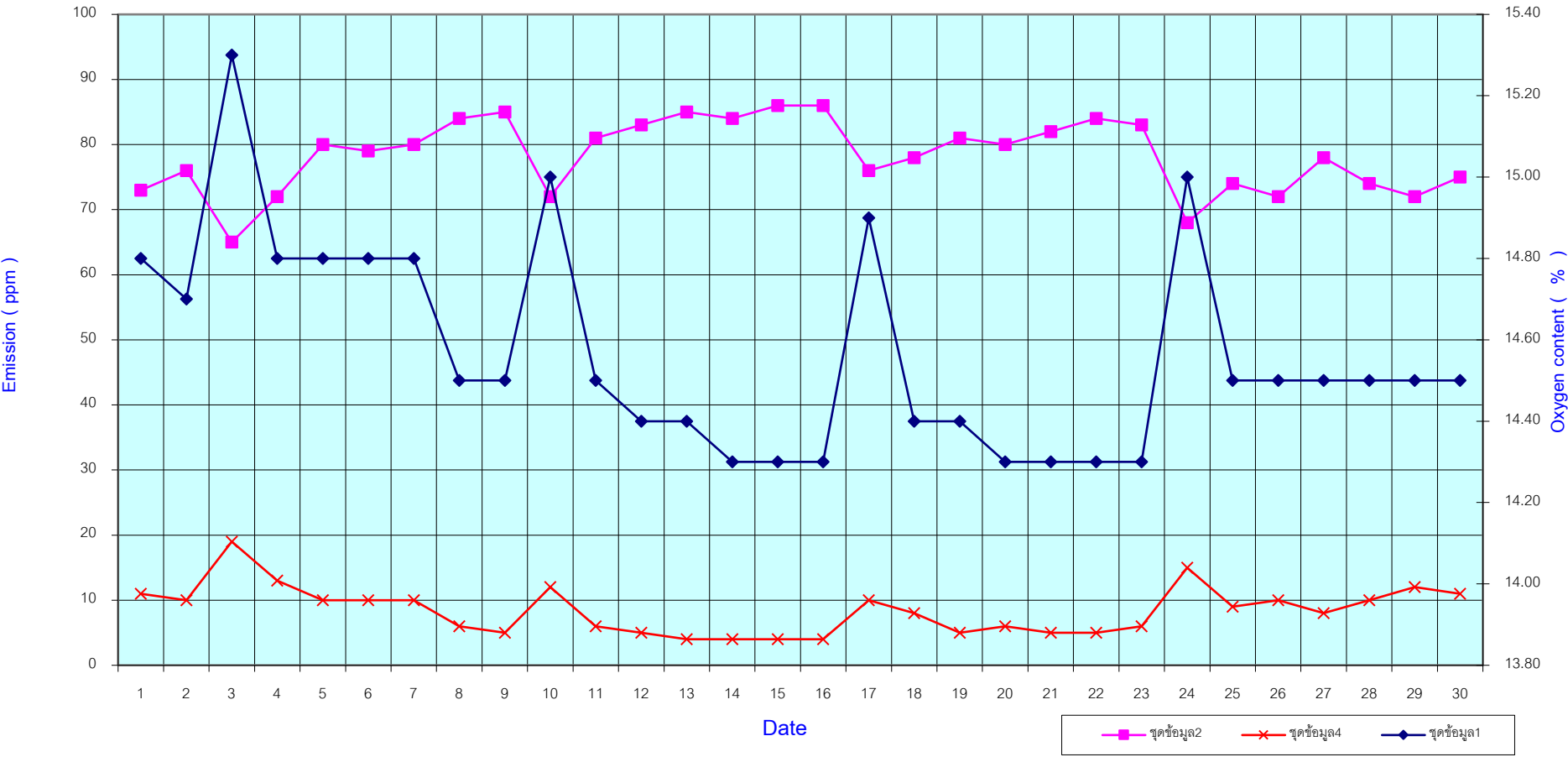
HRSG 11

Sep-23	1	2	3	4	5	6	7	8	9	10	11	12	13	14	15	16	17	18	19	20	21	22	23	24	25	26	27	28	29	30	Average
Oxygen Average	14.80	14.70	15.30	14.80	14.90	14.90	14.80	14.50	14.50	15.10	14.50	14.40	14.40	14.40	14.40	14.40	15.00	14.50	14.50	14.40	14.40	14.40	14.40	15.10	14.60	14.60	14.60	14.60	14.70	14.70	14.64
NOx Average	80.00	83.00	70.00	76.00	86.00	86.00	83.00	87.00	87.00	79.00	84.00	87.00	89.00	87.00	85.00	87.00	78.00	83.00	84.00	84.00	88.00	83.00	82.00	74.00	78.00	77.00	77.00	76.00	77.00	77.00	81.80
CO Average	12.00	10.00	23.00	15.00	11.00	12.00	12.00	7.00	7.00	14.00	8.00	5.00	5.00	5.00	6.00	5.00	13.00	10.00	7.00	7.00	6.00	7.00	9.00	18.00	11.00	13.00	11.00	12.00	15.00	16.00	10.40



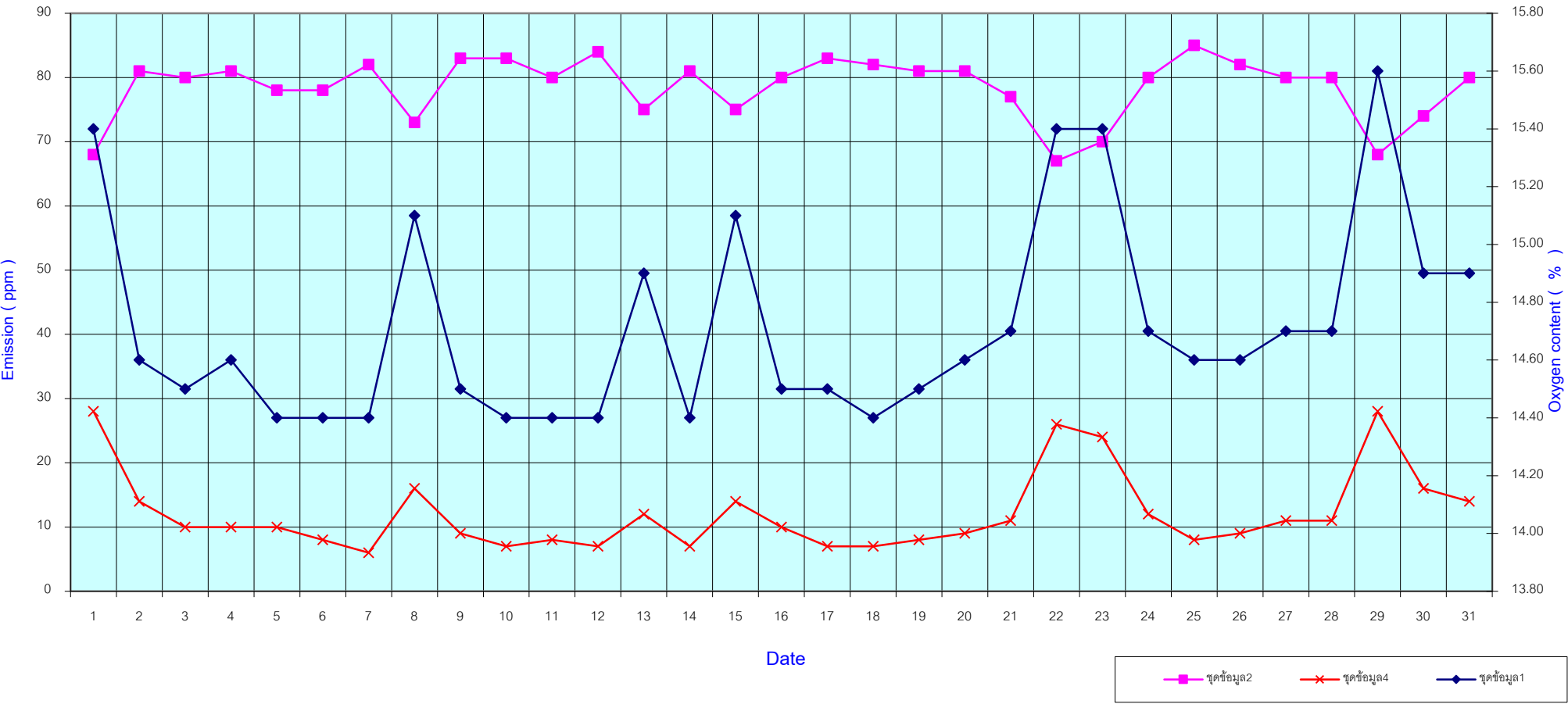
HRSG 12

Sep-23	1	2	3	4	5	6	7	8	9	10	11	12	13	14	15	16	17	18	19	20	21	22	23	24	25	26	27	28	29	30	Average
Oxygen Average	14.80	14.70	15.30	14.80	14.80	14.80	14.80	14.50	14.50	15.00	14.50	14.40	14.40	14.30	14.30	14.30	14.90	14.40	14.40	14.30	14.30	14.30	14.30	15.00	14.50	14.50	14.50	14.50	14.50	14.50	14.57
NOx Average	73.00	76.00	65.00	72.00	80.00	79.00	80.00	84.00	85.00	72.00	81.00	83.00	85.00	84.00	86.00	86.00	76.00	78.00	81.00	80.00	82.00	84.00	83.00	68.00	74.00	72.00	78.00	74.00	72.00	75.00	78.27
CO Average	11.00	10.00	19.00	13.00	10.00	10.00	10.00	6.00	5.00	12.00	6.00	5.00	4.00	4.00	4.00	4.00	10.00	8.00	5.00	6.00	5.00	5.00	6.00	15.00	9.00	10.00	8.00	10.00	12.00	11.00	8.43



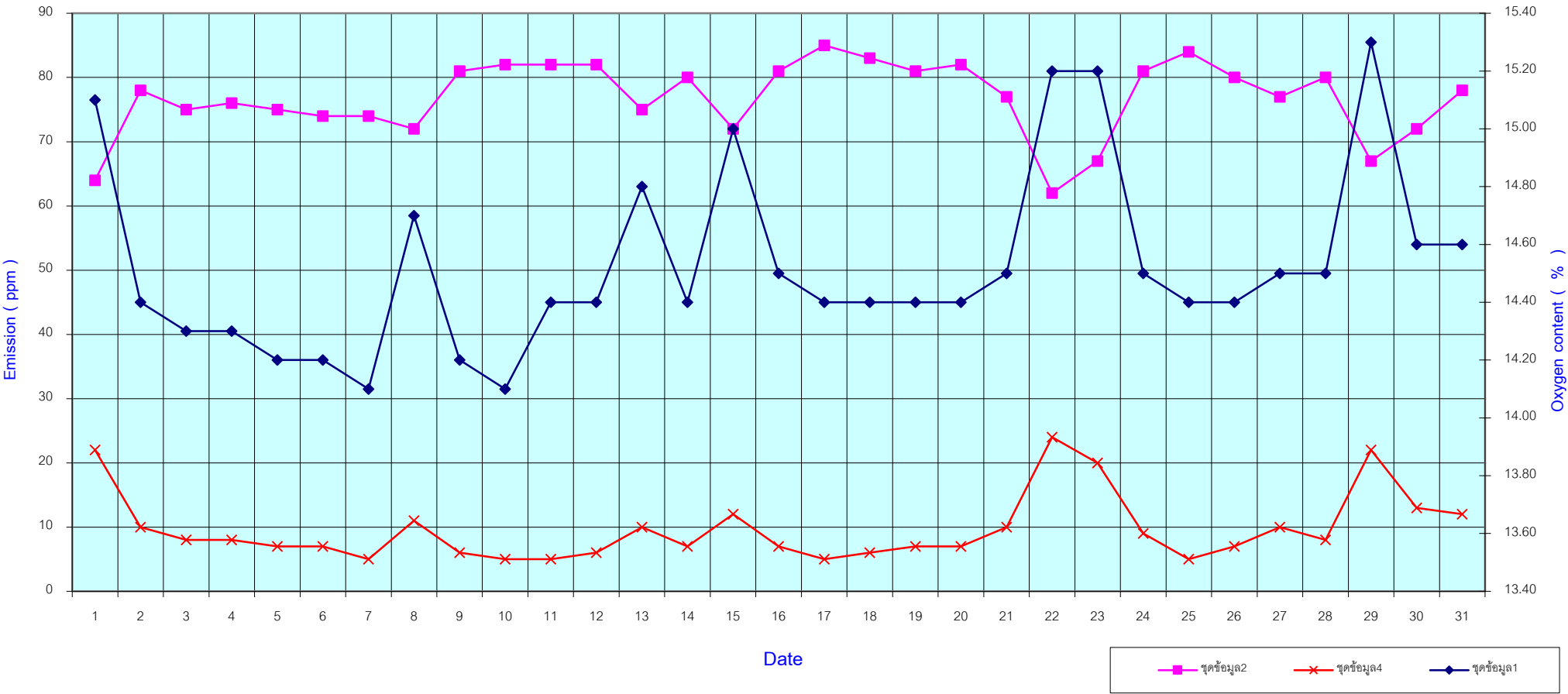
HRSG 11

Oct-23	1	2	3	4	5	6	7	8	9	10	11	12	13	14	15	16	17	18	19	20	21	22	23	24	25	26	27	28	29	30	31	Average
Oxygen Average	15.40	14.60	14.50	14.60	14.40	14.40	14.40	15.10	14.50	14.40	14.40	14.40	14.90	14.40	15.10	14.50	14.50	14.40	14.50	14.60	14.70	15.40	15.40	14.70	14.60	14.60	14.70	14.70	15.60	14.90	14.90	14.72
NOx Average	68.00	81.00	80.00	81.00	78.00	78.00	82.00	73.00	83.00	83.00	80.00	84.00	75.00	81.00	75.00	80.00	83.00	82.00	81.00	81.00	77.00	67.00	70.00	80.00	85.00	82.00	80.00	80.00	68.00	74.00	80.00	78.45
CO Average	28.00	14.00	10.00	10.00	10.00	8.00	6.00	16.00	9.00	7.00	8.00	7.00	12.00	7.00	14.00	10.00	7.00	7.00	8.00	9.00	11.00	26.00	24.00	12.00	8.00	9.00	11.00	11.00	28.00	16.00	14.00	12.16



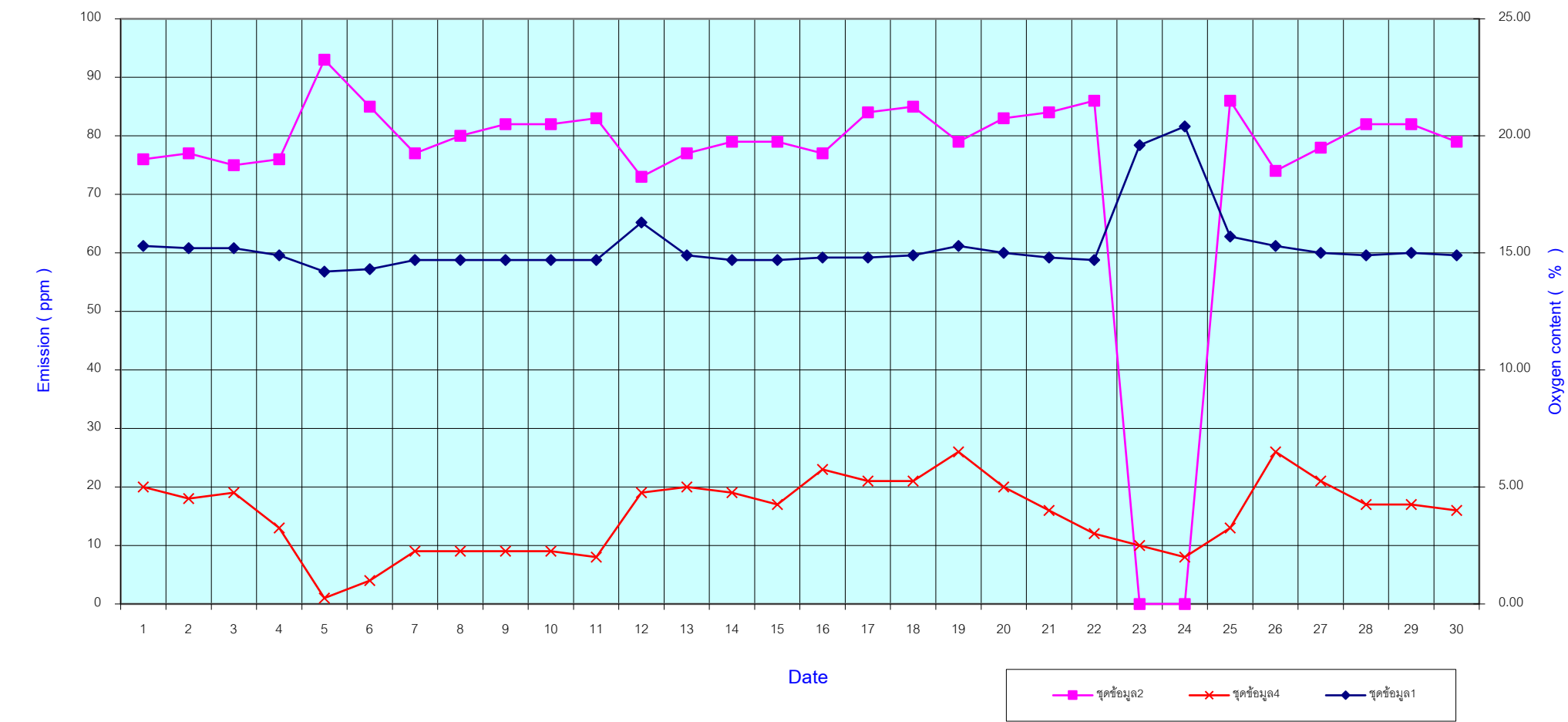
HRSG 12

Oct-23	1	2	3	4	5	6	7	8	9	10	11	12	13	14	15	16	17	18	19	20	21	22	23	24	25	26	27	28	29	30	31	Average
Oxygen Average	15.10	14.40	14.30	14.30	14.20	14.20	14.10	14.70	14.20	14.10	14.40	14.40	14.80	14.40	15.00	14.50	14.40	14.40	14.40	14.40	14.50	15.20	15.20	14.50	14.40	14.40	14.50	14.50	15.30	14.60	14.60	14.53
NOx Average	64.00	78.00	75.00	76.00	75.00	74.00	74.00	72.00	81.00	82.00	82.00	82.00	75.00	80.00	72.00	81.00	85.00	83.00	81.00	82.00	77.00	62.00	67.00	81.00	84.00	80.00	77.00	80.00	67.00	72.00	78.00	76.74
CO Average	22.00	10.00	8.00	8.00	7.00	7.00	5.00	11.00	6.00	5.00	5.00	6.00	10.00	7.00	12.00	7.00	5.00	6.00	7.00	7.00	10.00	24.00	20.00	9.00	5.00	7.00	10.00	8.00	22.00	13.00	12.00	9.71



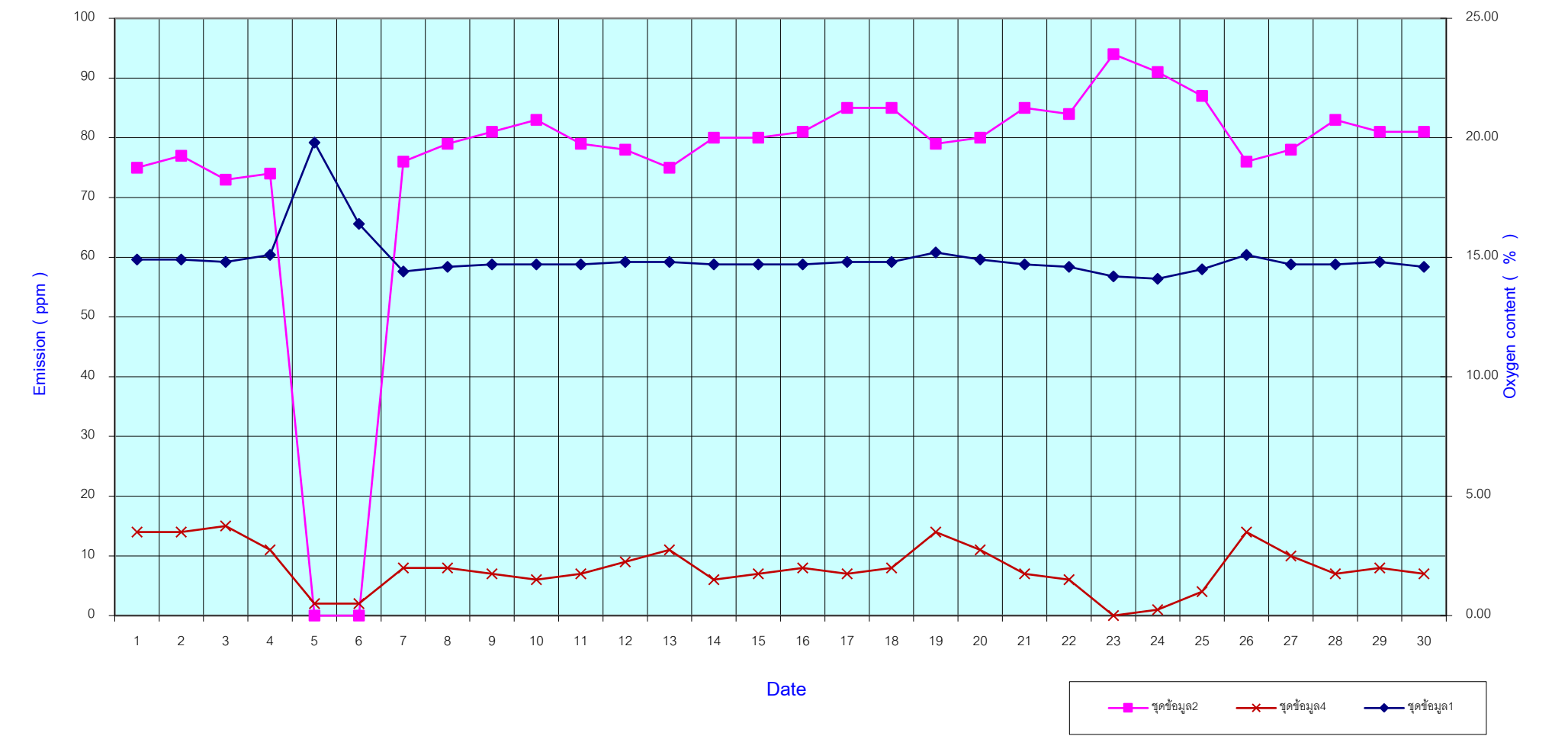
HRSG 11

Nov-23	1	2	3	4	5	6	7	8	9	10	11	12	13	14	15	16	17	18	19	20	21	22	23	24	25	26	27	28	29	30	Average
Oxygen Average	15.30	15.20	15.20	14.90	14.20	14.30	14.70	14.70	14.70	14.70	14.70	16.30	14.90	14.70	14.70	14.80	14.80	14.90	15.30	15.00	14.80	14.70	19.60	20.40	15.70	15.30	15.00	14.90	15.00	14.90	15.28
Nox Average	76.00	77.00	75.00	76.00	93.00	85.00	77.00	80.00	82.00	82.00	83.00	73.00	77.00	79.00	79.00	77.00	84.00	85.00	79.00	83.00	84.00	86.00	*	*	86.00	74.00	78.00	82.00	82.00	79.00	80.46
CO Average	20.00	18.00	19.00	13.00	1.00	4.00	9.00	9.00	9.00	9.00	8.00	19.00	20.00	19.00	17.00	23.00	21.00	21.00	26.00	20.00	16.00	12.00	10.00	8.00	13.00	26.00	21.00	17.00	17.00	16.00	15.37



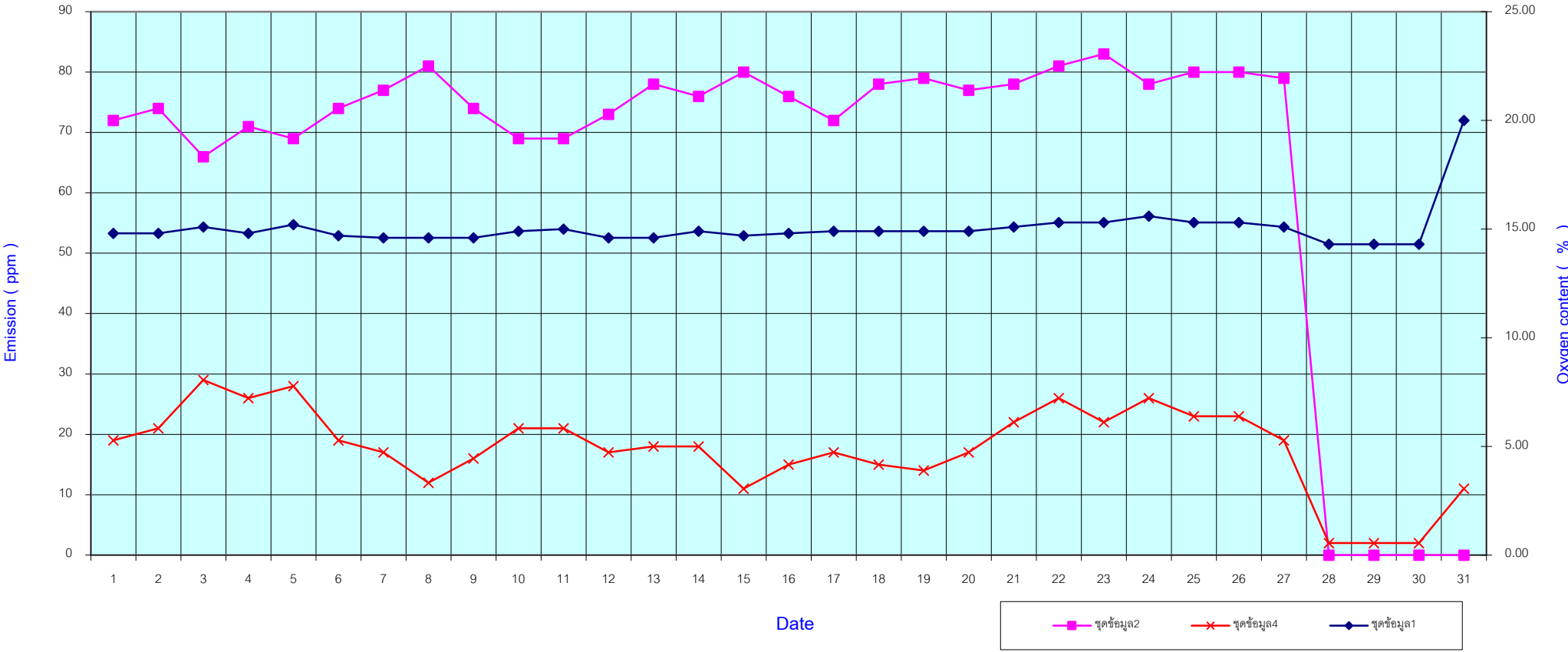
HRSG 12

Nov-23		1	2	3	4	5	6	7	8	9	10	11	12	13	14	15	16	17	18	19	20	21	22	23	24	25	26	27	28	29	30	Average
Oxygen	Average	14.90	14.90	14.80	15.10	19.80	16.40	14.40	14.60	14.70	14.70	14.70	14.80	14.80	14.70	14.70	14.70	14.80	14.80	15.20	14.90	14.70	14.60	14.20	14.10	14.50	15.10	14.70	14.70	14.80	14.60	14.95
NOx	Average	75.00	77.00	73.00	74.00	*	*	76.00	79.00	81.00	83.00	79.00	78.00	75.00	80.00	80.00	81.00	85.00	85.00	79.00	80.00	85.00	84.00	94.00	91.00	87.00	76.00	78.00	83.00	81.00	81.00	80.71
CO	Average	14.00	14.00	15.00	11.00	2.00	2.00	8.00	8.00	7.00	6.00	7.00	9.00	11.00	6.00	7.00	8.00	7.00	8.00	14.00	11.00	7.00	6.00	0.00	1.00	4.00	14.00	10.00	7.00	8.00	7.00	7.97



HRSG 11

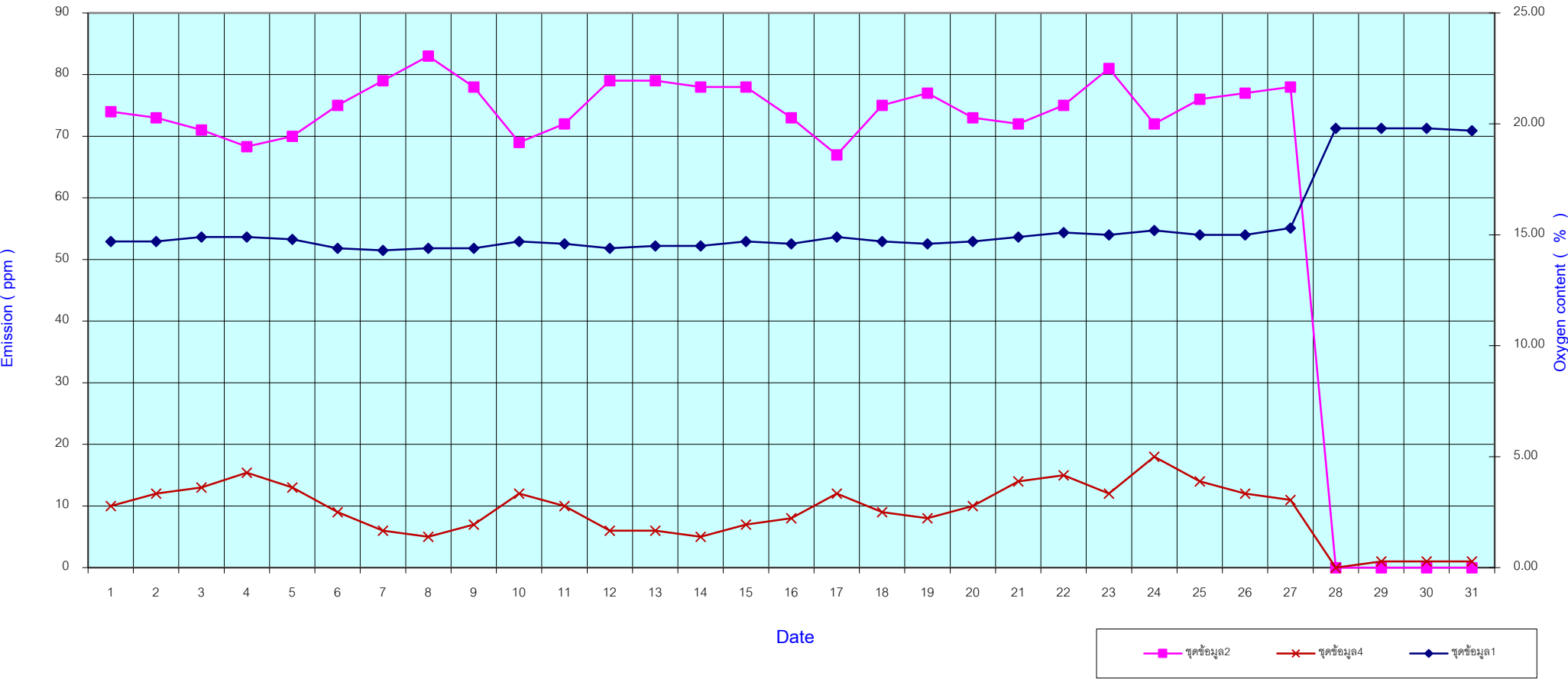
Dec-23	1	2	3	4	5	6	7	8	9	10	11	12	13	14	15	16	17	18	19	20	21	22	23	24	25	26	27	28	29	30	31	Average
Oxygen Average	14.80	14.80	15.10	14.80	15.20	14.70	14.60	14.60	14.60	14.90	15.00	14.60	14.60	14.90	14.70	14.80	14.90	14.90	14.90	14.90	15.10	15.30	15.30	15.60	15.30	15.30	15.10	14.30	14.30	14.30	20.00	15.04
Nox Average	72.00	74.00	66.00	71.00	69.00	74.00	77.00	81.00	74.00	69.00	69.00	73.00	78.00	76.00	80.00	76.00	72.00	78.00	79.00	77.00	78.00	81.00	83.00	78.00	80.00	80.00	79.00	*	*	*	*	75.70
CO Average	19.00	21.00	29.00	26.00	28.00	19.00	17.00	12.00	16.00	21.00	21.00	17.00	18.00	18.00	11.00	15.00	17.00	15.00	14.00	17.00	22.00	26.00	22.00	26.00	23.00	23.00	19.00	2.00	2.00	2.00	11.00	17.71



Remark : * = No data

HRSG 12

Dec-23	1	2	3	4	5	6	7	8	9	10	11	12	13	14	15	16	17	18	19	20	21	22	23	24	25	26	27	28	29	30	31	Average
Oxygen Average	14.70	14.70	14.90	14.90	14.80	14.40	14.30	14.40	14.40	14.70	14.60	14.40	14.50	14.50	14.70	14.60	14.90	14.70	14.60	14.70	14.90	15.10	15.00	15.20	15.00	15.00	15.30	19.80	19.80	19.80	19.70	15.39
NOx Average	74.00	73.00	71.00	68.30	70.00	75.00	79.00	83.00	78.00	69.00	72.00	79.00	79.00	78.00	78.00	73.00	67.00	75.00	77.00	73.00	72.00	75.00	81.00	72.00	76.00	77.00	78.00	*	*	*	*	74.90
CO Average	10.00	12.00	13.00	15.40	13.00	9.00	6.00	5.00	7.00	12.00	10.00	6.00	6.00	5.00	7.00	8.00	12.00	9.00	8.00	10.00	14.00	15.00	12.00	18.00	14.00	12.00	11.00	0.00	1.00	1.00	1.00	9.11



Remark : * = No data